

# Suspension Kit

81744

---



Thank you for purchasing this accessory. Please read the instructions carefully before use to ensure safe and satisfactory operation of this product. Please retain these instructions for future reference.





## Installation


This suspension kit is designed for use with Stratus Panel fittings. Please refer to the installation instructions supplied with the fitting for wiring and connection details.

Note that the switch is turned off before installation.

The ceiling surface must be flat and smooth to ensure a good fit.

• Check you have all necessary prts:

- 4 x plastic plugs 
- 4 x screws (short) 
- 4 x screws (long) 
- 4 x brackets 

- 4 x suspension wires with prefitted panel adjustment barrels and metal hook 

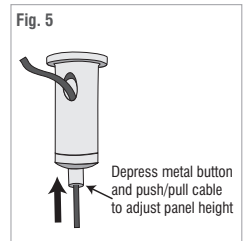
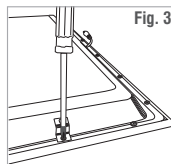
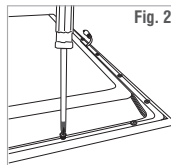
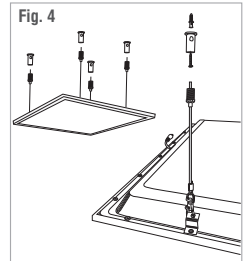
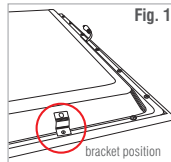
1. Before installing, please plan carefully the 4 suspension wires position on the Stratus Panel, the suspension wires W are adjustable according the screw fixed on the panel light and L are adjustable by adjustment barrels, but ensure the brackets are positioned equally along both lengths of the panel so that the product hangs level (See Fig 1).

2. Unscrew the screw fixed on the panel light (See Fig. 2), then secured the bracket into the threaded hole using the supplied short screw (See Fig. 3).

3. Use one end of the suspension wire with a metal hook to buckle into the bracket hole, do the same for other 3 suspension wires. (See Fig. 4)

4. Mark and drill the fixing hole in the ceiling, the fixing hole position on the ceiling must same as the 4 suspension wire space have been fixed on the light to keep the light hangs level.

5. Refer to Fig. 5. To adjust the height of the panel, depress the metal button and simply push/pull the wire through the hole in the side of the panel adjustment barrels. Ensure the panel hangs level.



## Recycling advice



Conformity with all relevant EC Directive requirements.



Conformity with all relevant UKCA Directive requirements.



Waste electrical products should not be disposed of with household waste. Please recycle where facilities exist. Check with your Local Authority or local store for recycling advice.